


Mordenvale Magazine

AS XLIII



January 2009 edition

Contents

Cover information.....	1
From the Chronicler.....	1
Regnum.....	2
Regular activities.....	3
A&S/Martial support guide.....	4
Upcoming events.....	5
Naalbinding – article.....	6, 7, 8
Kingdom A&S competitions.....	9
On this day.....	10

Cover information

This months cover illustration comes from the Italian painter Giovanni Cariani 1510. It is titled 'Lady behind a parapet'.

From the Chronicler

Hopefully you all enjoyed the Christmas and New Year celebrations. Even though now is the warmest time of year and working with wool or working up a sweat sounds awful, now is the time to start getting in it. As soon as the cool weather hits you'll want to be involved in tourneys and wear fantastics clothing. Plus, Rowany Festival is always only 2 weeks away.

Lucia Northwode – Chronicle **1**



Regnum

This list is intended for SCA members. The officers listed will help you with any questions or steer you towards the appropriate person. If you'd like to learn how to take an officer's position, deputy positions are available.



King and Queen of Lochac
King Siridean and Queen Siban
crown@sca.org.au

Baron & Baroness of Mordenvale
Gilchrist Morgan & Lillian D'arth
andrewg@optusnet.com.au
lilliandath@optusnet.com.au
Phone: (02) 49677973

Seneschal & Web minister of Mordenvale
Oric (Slank/Andrew)
andrew-lprice@yahoo.com.au
0413217776

Reeve
Griffin Westcastle
0412043209

Constable
Fenissa Aeriksdottir (Nerina)
nyss@westnet.com.au

List Officer
Zanetta Caravello

Captain of Archers
Astridr in Hestdala (Clare)
0410950598

Baronial Marshal
Declan de Burgo (Chris)
0448265048
chrisandrachel@iprimus.com.au

Herald
Sabine de Bernewelle (Caitlin)
cockatrice@sca.org.au

Arts & Sciences
Taysia della Venta (Raquel)
thecameronz@optusnet.com.au

Hospitaller
Lillian D'arth
lilliandath@optusnet.com.au

Chronicler
Lucia Northwode
luce_northwode@yahoo.com.au

Deputy Chronicler
Rois ighean Tomais
rois18@optusnet.com.au

Chirurgeon
The position of chirurgeon is currently vacant. This role requires someone with senior First Aid training and experience or better to help create a safe SCA environment.



Regular Activities

Sundays Baronial Gathering
Meet with people from the Barony of Mordenvale to chat about your latest project, practice some dancing or get some training with either sword or bow.

Where: Merewether Highschool grounds
Chatham Road, Hamilton, NSW

When: From 3pm until 6pm

These times will change through out the year to avoid the heat of the afternoon.

Cooking Leoba hosts cooking at her house most weeks. Contact her or read the email list for more details.
clawrie1@bigpond.net.au

Arts & Sciences and Martial Help Guide

The following people have volunteered their time and knowledge to help you with any questions you may have.

If you would like to be included in this list, please send an email to luce_northwode@yahoo.com.au with your SCA name, your area of knowledge and some contact information that we can publish on the webpage and in this magazine.

Heavy Fighting Declan de Burgo chrisandrachel@iprimus.com.au

Archery Slank (Orric) 0413217776 or 0249561501 andrew_L_price@yahoo.com.au
MSN Slankme@hotmail.com

Tailtiu (Tallulah) darklingmare@yahoo.com.au

Armour Making Declan de Burgo chrisandrachel@iprimus.com.au

Metal Smithing Rurik The Just rurik@beer.com

Basic Sewing Jane of Stockton jane_stockton@webcon.net.au

Taysia della Vendita 02 49462825 thecameronz@optusnet.com.au

Lady Morwenna Available at Sunday gathering

Lucia Northwode luce_northwode@yahoo.com.au

Heraldry Baron Gilchrist andrewrg@optusnet.com.au

Sabine de Bernwelle cockatrice@sca.org.au

Dancing Lady Morwenna Available at Sunday gathering with music or steps on hand.

Sabine de Bernwelle cockatrice@sca.org.au

Baron Gilchrist andrewrg@optusnet.com.au

Singing Fenissa Æriksdottir(Nyssa) 0422 144 070 nyss@westnet.com.au

MSN fridgapani@hotmail.com

Music Fenissa Æriksdottir (Nyssa) nyss@westnet.com.au

Sabine de Bernwelle 0422 144 070 cockatrice@sca.org.au

Embroidery Jane of Stockton jane_stockton@webcon.net.au

Tablet weaving Jane of Stockton jane_stockton@webcon.net.au

Rois ighean Tomais rois18@optusnet.com.au

Naal binding and Smocking Lucia Northwode luce_northwode@yahoo.com.au

Herbs & Gardening Leopold Maximilian von Weisenburg

Calligraphy & Illumination Leopold Maximilian von Weisenburg

Constructing a persona Leopold Maximilian von Weisenburg

Leoba clawrie1@bigpond.net.au

Brewing Rurik rurik@beer.com 0425271545

Ludwig von Lichtenstein thecameronz@optusnet.com.au 0421126189

Leatherwork Mahkra Navarre Macleod (Mcleod) mahkra.mcleod@gmail.com

Cooking Rurik The Just rurik@beer.com

Leoba clawrie1@bigpond.net.au

Medieval medicine Leopold Maximilian von Weisenburg

Jewelry Sword Making Jack / Sabutai

Furniture & Architecture Declan de Burgo chrisandrachel@iprimus.com.au

General Mayhem Baron Gilchrist andrewrg@optusnet.com.au

Medieval technology Rurik The Just rurik@beer.com

Up coming events

February 14th - 15th , 2009

Rhythm and Brews Tourney and Feast

What: Rose Tourney -come along for a Rose Tourney to honour the time old court of love in a spectacular St Valentine's boast of chivalry and prowess.

Feast – Settle in for an evening of entertainment from the bawdy to the harmonic. Be refreshed by period beverages of the alcoholic and non-alcoholic varieties while feasting in true Mordenvalian style.

Competition – Provide some sort of entertainment. Please book this with Taysia. Try to beat last years winners, the Morris dancers. Gentles will be able to vote for their favourite. Lucky door prize will be given.

Merchants – open on Sunday

Accommodation – dorm or tents.

When: January 14 and 15, 2009
Sat 12 noon site opens, 2pm lists, 3pm tourney, 6:30pm feast
Sun 12 noon site closes

Where: Camp Kariong, Woy Woy Road, Kariong, NSW

Bring: Feasting gear, armour and weapons, entertainment, sleeping gear or camping equipment.

Cost: Before February 1st 2009
M \$50 NM\$55 At the door \$60 <16yoa \$15 <5yoa Free

Bookings: Lady Taysia della Vendita (Raquel Cameron)
thecameronz@optusnet.com.au 0411103421
Cheques to 'SCA inc.'
posted to 37 Roslyn avenue, Charlestown, NSW 2290

Naalbinding

Viking Knitting using a single needle

Lady Lucia Northwode



This pair of socks are my first attempt at Naalbinding. I thought I would share them because a lot of the information I found while researching naalbinding is way beyond beginner level and these socks are lumpy enough to be considered beginner level.

Vikings from various sites and centuries used both woolen and metal threads to create items with a knitted look. In the 1970's a historian named this style of construction 'naalbinding'.

Naalbinding continued

I based my socks on the Coppergate sock construction and followed the information in an article by Elaine Hutchinson on <http://www.regia.org/naalbind.htm>.

As this was to be my first attempt at naalbinding a complete item I did not use the Coppergate stitch UU/OOO; rather, I used a simple buttonhole stitch.



10th Century, wool, incomplete. Found at Coppergate.


First, I made a ring to work around from the toes (see right). I then completed buttonhole stitches right around this ring using a bone needle and thick wool. The original socks have used a much finer wool but when beginning, thick wool covers gaps and makes the project move much faster. You could also use a wooden needle, as shown on several of the websites over the page. When I reached the end, I worked the next row of stitches into the tops of the previous row.



To expand the size of the circle you can place two stitches in each loop. To decrease the circumference you need to place a stitch in every second loop. These directions need to be varied according to the amount of change needed (maybe only place two stitches in every third loop and put a single in the first and second loops, then repeat).

To join pieces of wool you need to split the threads apart for 5-10cm on both pieces. Dovetail the strands. Wet the wool with water or by placing it in your mouth then twist the thread between your fingers or palms of your hands. Continue to work on it until it felts. Then, sew as normal.

(Below: You can see how the various coloured threads have been worked together to minimise big lumpy knots at joins.



The finished socks inside my ankle boots. They are very warm and comfortable.



Useful Links for Naalbinding

http://homepage.ntlworld.com/shelagh.lewins/shelagh/viking_textiles/nalbinding/sock_construction.htm

This website shows some of the various methods for fitting a sock to the foot. It also has fantastic line drawings showing starting positions and row placement.

<http://www.geocities.com/sigridkitty/index.html>

This site has a list of spelling variations for naalbinding and some more complicated methods of construction. U means under. O means over.

<http://www.geocities.com/sigridkitty/index.html>

This page shows you how to complete a chain/line of knots to start sewing from, rather than a small knotted centre. Beware that these are slightly more complicated styles of netting. This page also shows you 3 methods for joining threads.

<http://www.stringpage.com/naal/naalstitch.html>

Ultra tricky, as they are just photos with OOUU notation. If you understand this style of instruction you'd be OK.

http://www.diynetwork.com/diy/na_knitting/article/0,,DIY_14141_4177158,00.html

This page has text instructions for making a silver wire bracelet. I am not sure of the accurate use of knitted wire jewelry in Viking culture, but this style knitting can be flattened out to make strips of decoration for hats and clothing.

This page also has a filmclip to watch.

<http://www.flickr.com/photos/verybigjen/87218881/in/photostream/>

This awesome page has images of a chain made using naalbinding and wire. The method used is different to that used on these socks and is more like a Knitting Nancy.

<http://www.regia.org/naalbind.htm>

This page has more information about naalbinding finds in Scandanavian and English areas throughout the Viking time period.

Kingdom A&S competitions

Twelfth Night Coronation XLIII (2009)

Beauty treatments—lotions, potions and creams

Earrings—open 600-1600AD

Biscuits—up to and including 1609AD

Cooks—poultry Portuguese style

May Crown XLIV (2009)

Hats and bonnets—open all countries 600-1600AD

Medical treatments—How would you treat....?

Patents of Nobility—papers that show noble descent

Cooks—soup—cream, broth, cold, hot, herbed, meat, veggie, any style

Midwinter XLIV (2009)

Calligraphy and Illumination needs
(inks, vellum quills etc)

Rosaries

German garb 600-1600AD

Cooks—sausages

November Crown XLIV (2009)

Viking Jewellery

Antiphonaries—Illuminated church music
—including missals and graduals.

Music performance—open in SCA timeline

Cooks—Italian breads—sweet, savory and unleavened

Twelfth Night Coronation XLIV(2009)

Cooks—pick a herb—research paper

On This Day

January 7

1610 - Astronomer Galileo Galilei sighted four of Jupiter's moons, naming them Io, Europa, Ganymede, and Callisto.

January 15

1535 - Henry VIII assumed the title 'Supreme Head of the Church'.

1559 - England's Queen Elizabeth I was crowned in Westminster Abbey.

January 20

1265 - The first English parliament met in Westminster Hall, convened by the Earl of Leicester, Simon de Montfort

January 25


1533 - Henry VIII secretly marries Anne Boleyn.

1579 - The Treaty of Utrecht was signed, marking the beginning of the Dutch Republic.

January 28

1521 - The Diet of Worms began, at which Protestant reformer Luther was declared an outlaw by the Roman Catholic church.

1547 - Edward VI, age nine, succeeded as King of England (until 1553) upon the death of Henry VIII.



Below: The Diet of Worms (dee-it of worms)

